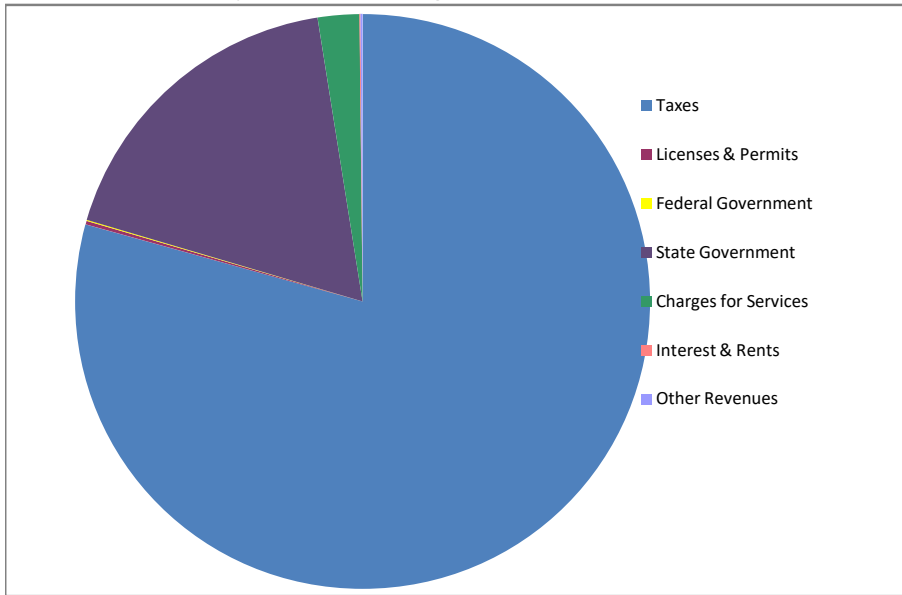


CITIZEN'S GUIDE TO LOCAL UNIT FINANCES - Oliver Township ("32-1170)

REVENUES

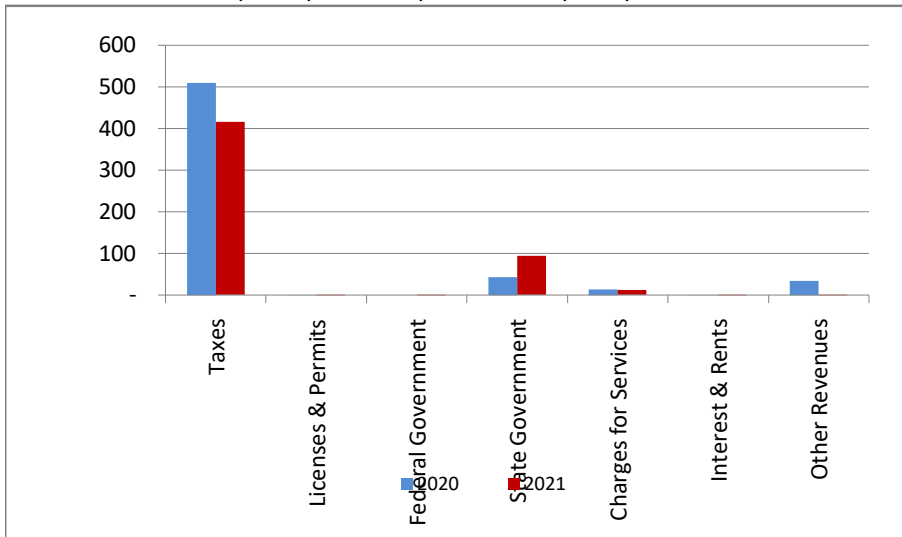
1. Where our money comes from (all governmental funds)



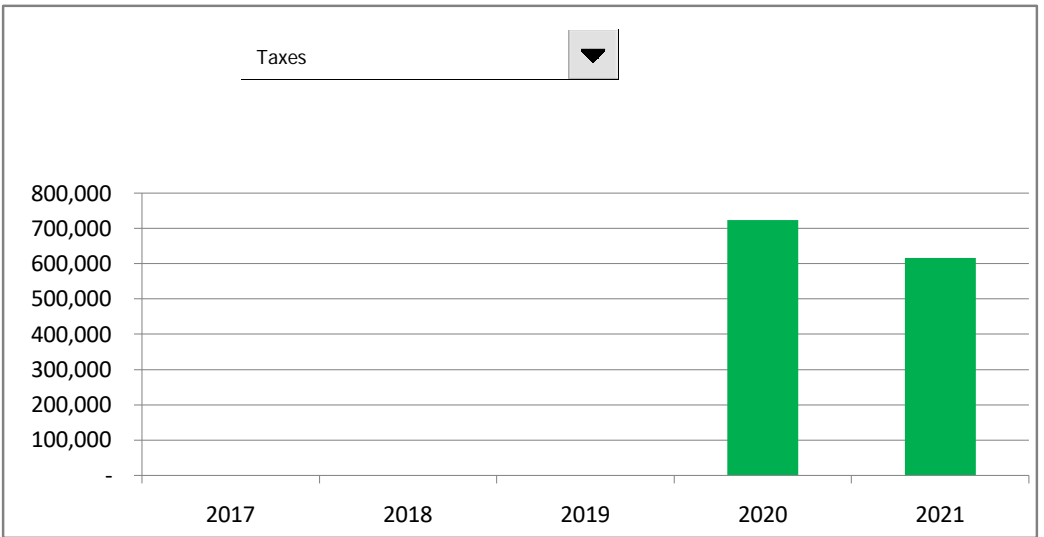
2. Compared to the prior year

	<u>2020</u>	<u>2021</u>	<u>% change</u>
Taxes	\$ 723,668	\$ 615,913	-14.89%
Licenses & Permits	155	1,537	891.61%
Federal Government	-	496	N/A
State Government	61,337	139,043	126.69%
Local Contributions	-	-	N/A
Charges for Services	20,938	18,098	-13.56%
Fines & Forfeitures	-	-	N/A
Interest & Rents	423	493	16.55%
Other Revenues	<u>48,927</u>	<u>904</u>	-98.15%
Total Revenues	<u>\$ 855,448</u>	<u>\$ 776,484</u>	-9.23%

3. Revenue sources per capita - compared to the prior year



4. Historical trends of individual sources



Commentary:

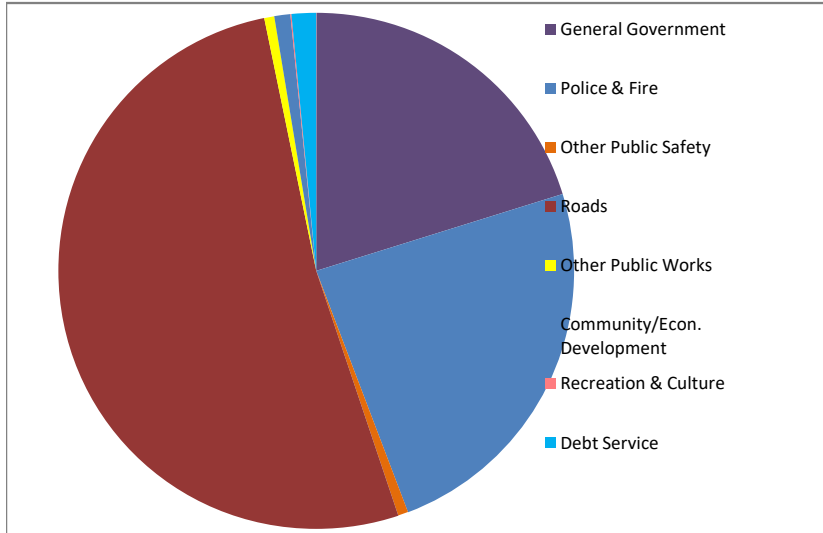
For more information on our unit's finances, contact Tom Ziel at 9895534046.

CITIZEN'S GUIDE TO LOCAL UNIT FINANCES - Oliver Township ("32-1170)

EXPENDITURES

1. Where we spend our money (all governmental funds)

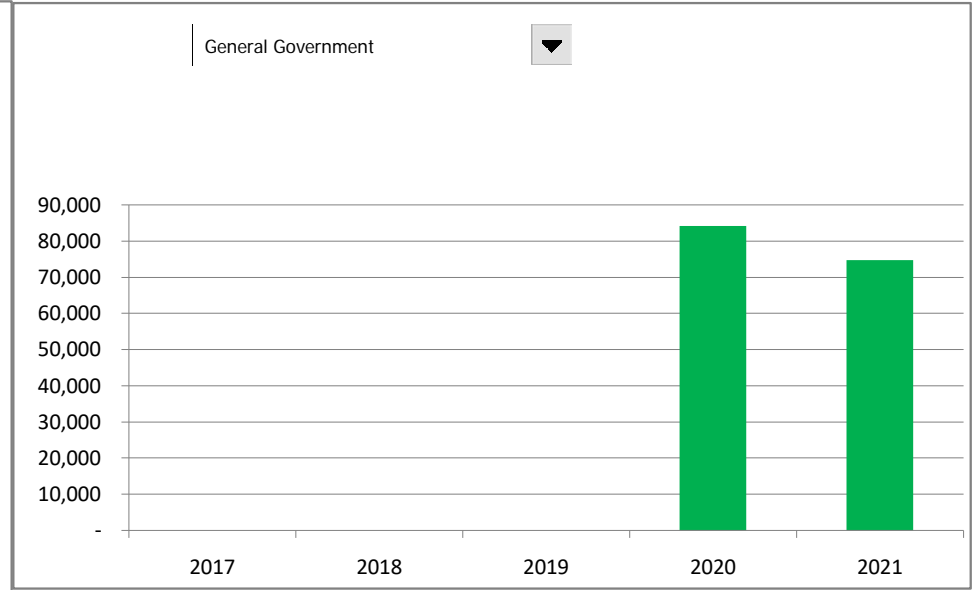
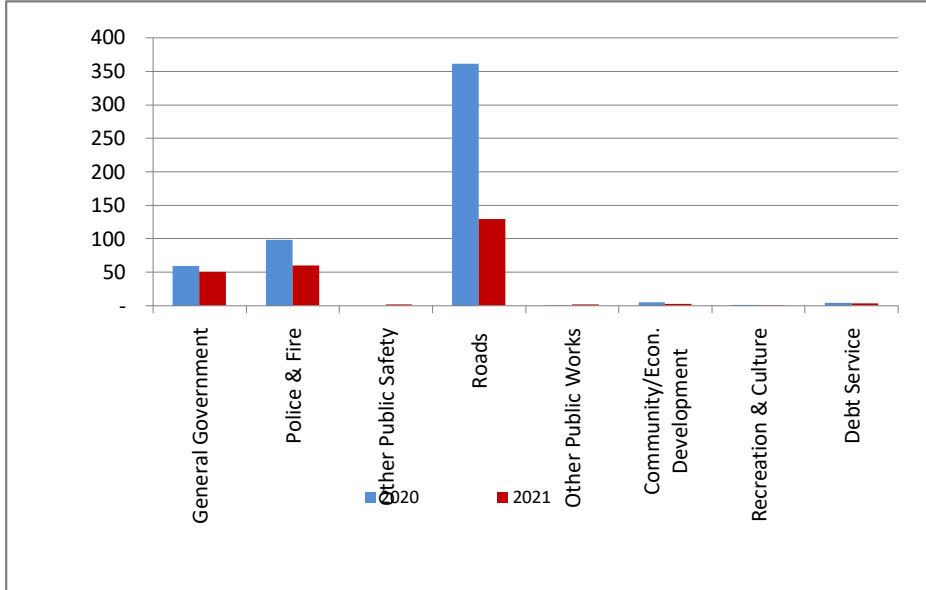
2. Compared to the prior year



	2020	2021	% change
General Government	\$ 84,171	\$ 74,695	-11.26%
Police & Fire	140,554	88,774	-36.84%
Other Public Safety	-	2,365	N/A
Roads	513,560	191,952	-62.62%
Other Public Works	829	2,365	185.28%
Health & Welfare	-	-	N/A
Community/Econ. Development	8,129	3,659	-54.99%
Recreation & Culture	1,800	300	-83.33%
Capital Outlay	-	-	N/A
Debt Service	6,720	5,645	-16.00%
Other Expenditures	-	-	N/A
Total Expenditures	\$ 755,763	\$ 369,755	-51.08%

3. Spending per capita - compared to the prior year

4. Historical trends of individual departments:



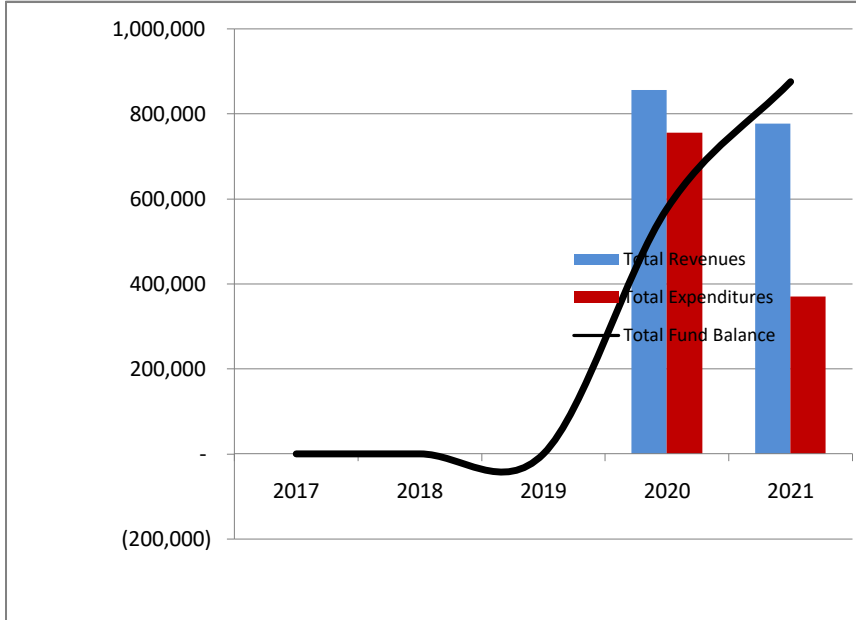
Commentary:

For more information on our unit's finances, contact Tom Ziel at 9895534046.

CITIZEN'S GUIDE TO LOCAL UNIT FINANCES - Oliver Township ("32-1170)

FINANCIAL POSITION

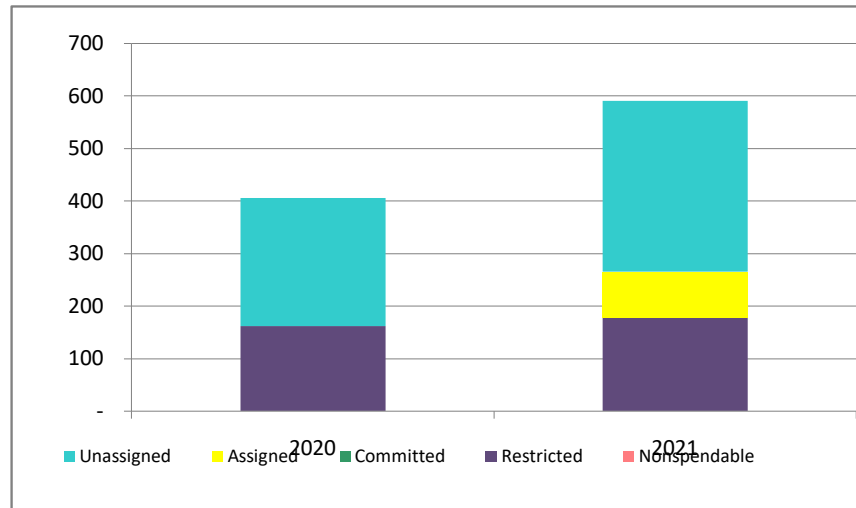
1. How have we managed our governmental fund resources (fund balance)?



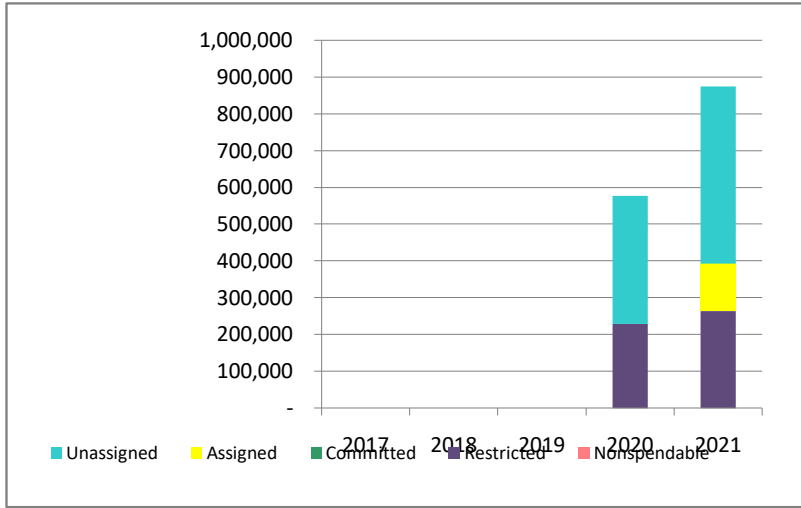
2. Compared to the prior year

	<u>2020</u>	<u>2021</u>	<u>% change</u>
Revenue	855,448	776,484	-9.23%
Expenditures	755,763	369,755	-51.08%
Surplus (shortfall)	99,685	406,729	308.01%
Fund balance, by component:			
Nonspendable	-	-	N/A
Restricted	229,404	264,067	15.11%
Committed	-	-	N/A
Assigned	-	128,982	N/A
Unassigned	347,639	482,286	38.73%
total fund balance	577,043	875,335	51.69%

3. Fund balance per capita - compared to the prior year



4. Historical trends of individual components



Commentary:

For more information on our unit's finances, contact Tom Ziel at 9895534046.

CITIZEN'S GUIDE TO LOCAL UNIT FINANCES - Oliver Township ("32-1170)

OTHER LONG TERM OBLIGATIONS

1. Pension funding status

2. Retiree Health care funding status

3. Percent funded - compared to the prior year

4. Long Term Debt obligations:

5. Debt & other long term obligations per capita - compared to the prior year

Oliver Township has no unfunded pensions or unfunded OPEB.

For more information on our unit's finances, contact Tom Ziel at 9895534046.