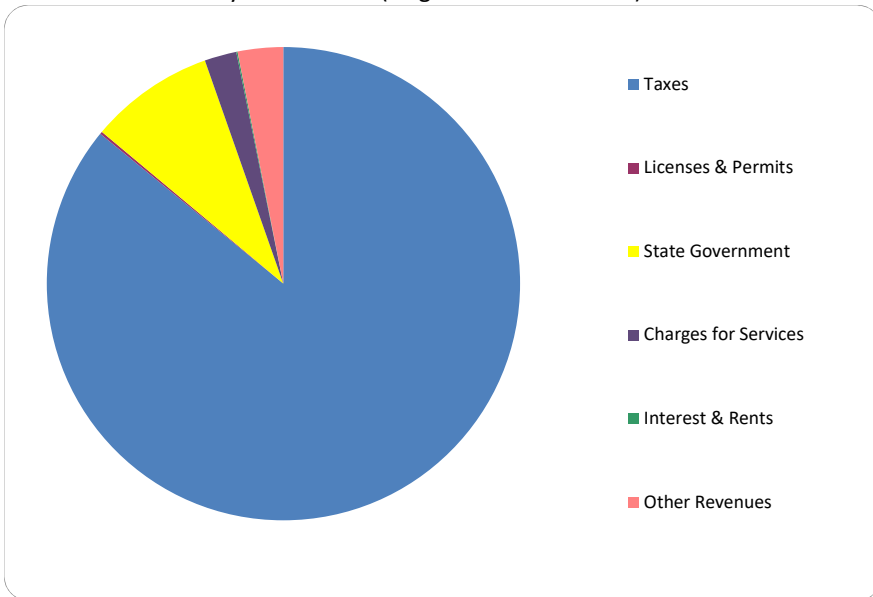


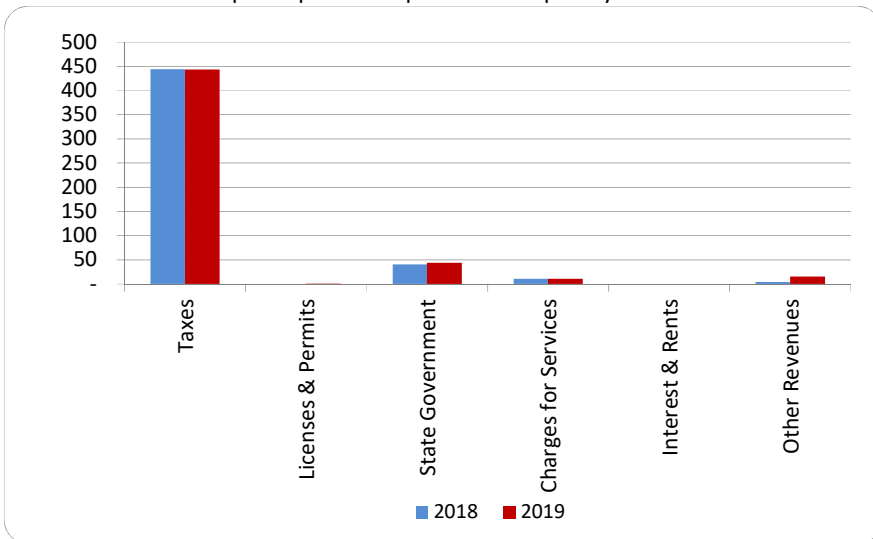
1. Where our money comes from (all governmental funds)



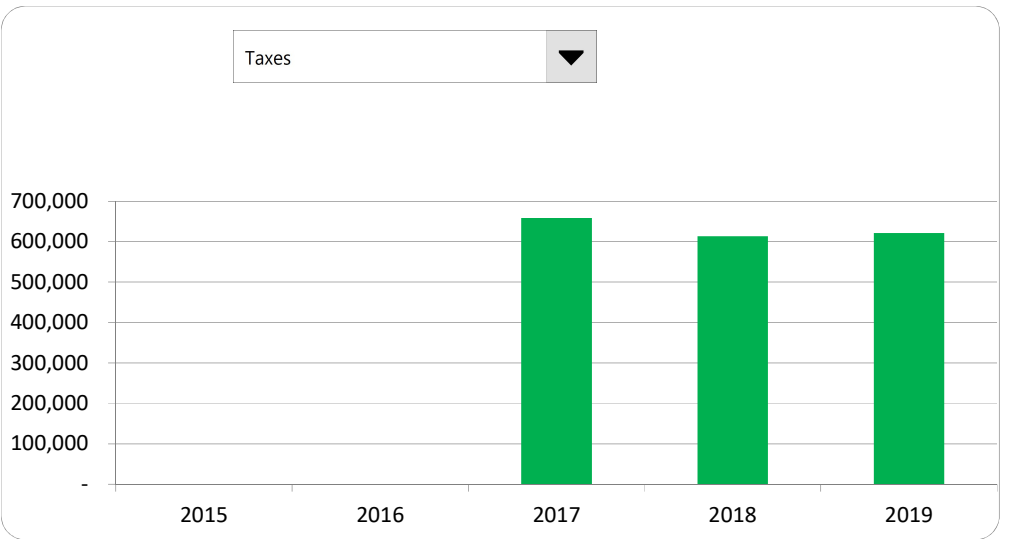
2. Compared to the prior year

	2018	2019	% change
Taxes	\$ 613,933	\$ 621,177	1.18%
Licenses & Permits	226	1,229	443.81%
Federal Government	-	-	N/A
State Government	55,835	61,745	10.58%
Local Contributions	-	-	N/A
Charges for Services	15,438	15,688	1.62%
Fines & Forfeitures	-	-	N/A
Interest & Rents	780	712	-8.72%
Other Revenues	5,128	22,451	337.81%
Total Revenues	\$ 691,340	\$ 723,002	4.58%

3. Revenue sources per capita - compared to the prior year



4. Historical trends of individual sources



Commentary:

For more information on our unit's finances, contact Lawrence Krohn at 989-550-4319.