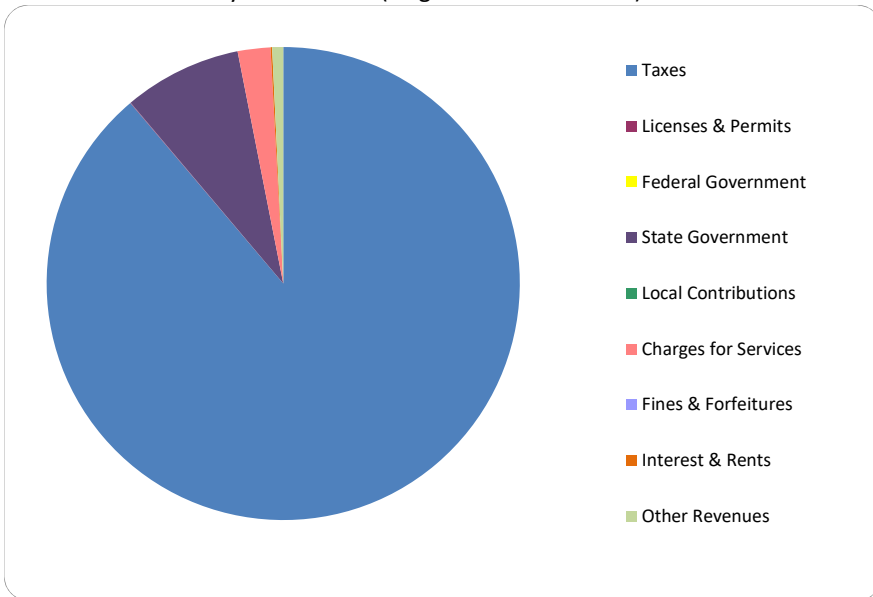


CITIZEN'S GUIDE TO LOCAL UNIT FINANCES - Oliver Township (32-1170)

REVENUES

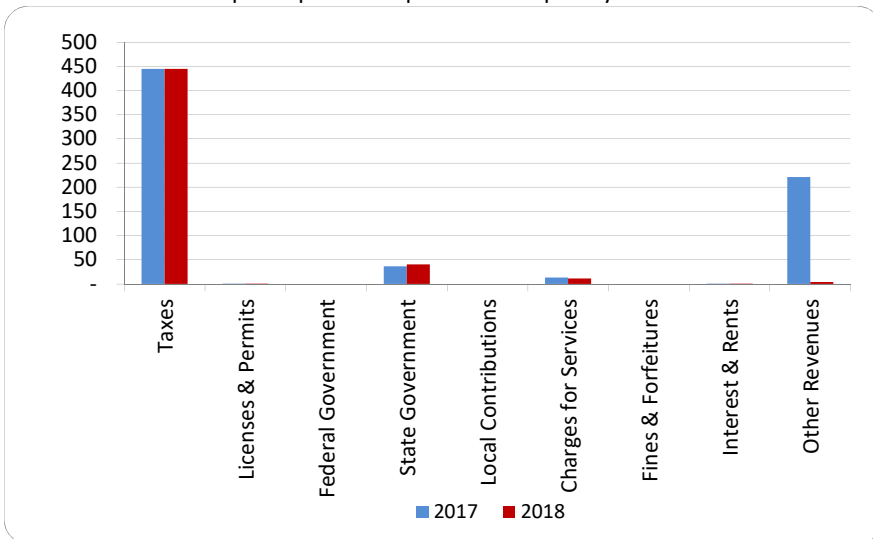
1. Where our money comes from (all governmental funds)



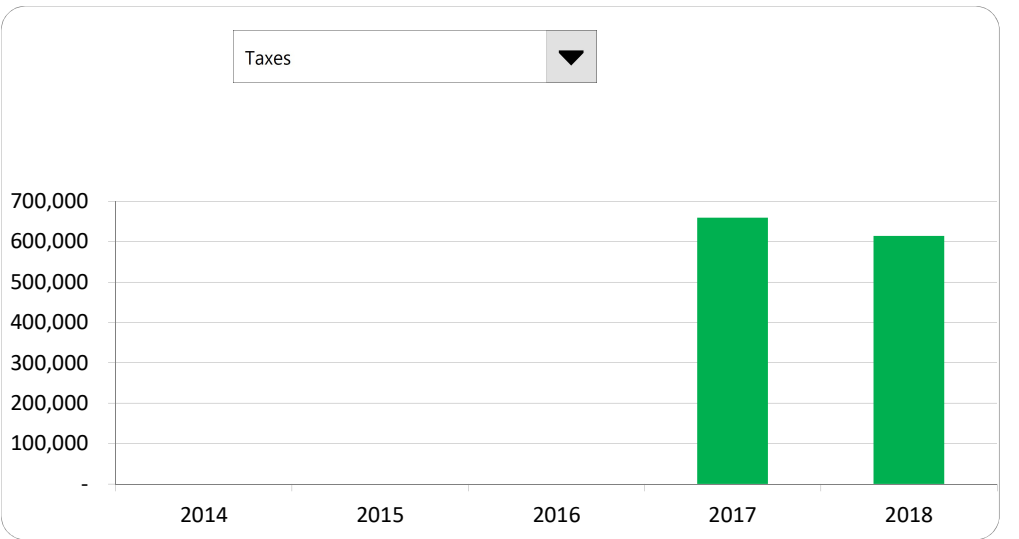
2. Compared to the prior year

	<u>2017</u>	<u>2018</u>	<u>% change</u>
Taxes	\$ 658,976	\$ 613,933	-6.84%
Licenses & Permits	470	226	-51.91%
Federal Government	-	-	N/A
State Government	53,600	55,835	4.17%
Local Contributions	-	-	N/A
Charges for Services	19,538	15,438	-20.98%
Fines & Forfeitures	-	-	N/A
Interest & Rents	620	780	25.81%
Other Revenues	327,859	5,128	-98.44%
Total Revenues	\$ 1,061,063	\$ 691,340	-34.84%

3. Revenue sources per capita - compared to the prior year



4. Historical trends of individual sources



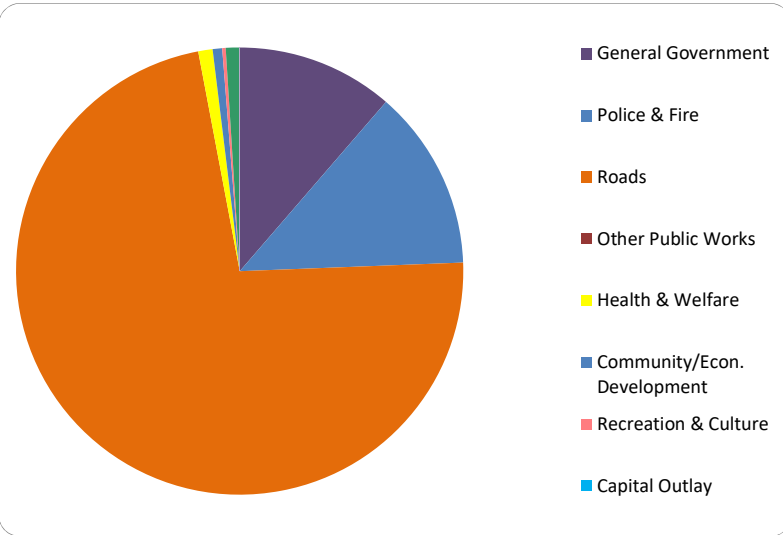
Other revenues for 2017 was an insurance payment of \$311,500 for a totaled rescue truck.

For more information on our unit's finances, contact Lawrence Krohn at 989-550-4319.

CITIZEN'S GUIDE TO LOCAL UNIT FINANCES - Oliver Township (32-1170)

EXPENDITURES

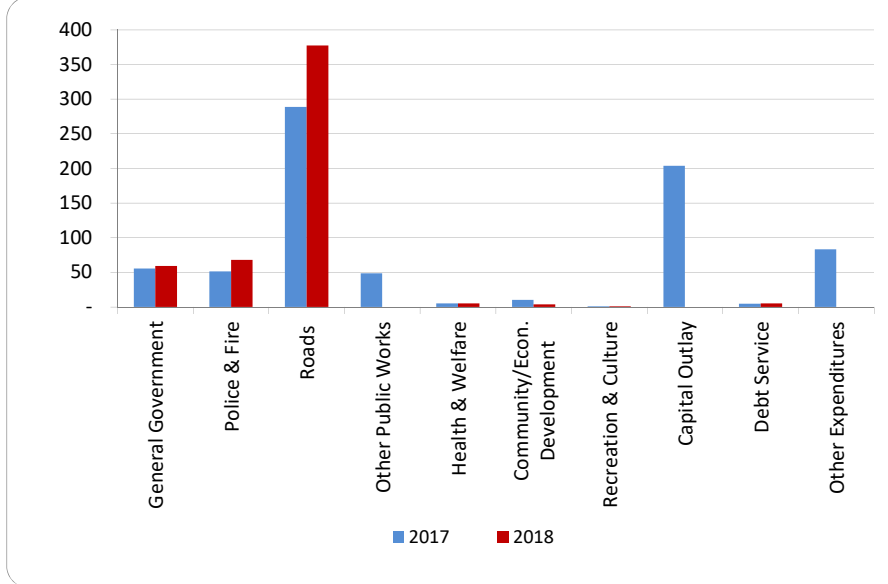
1. Where we spend our money (all governmental funds)



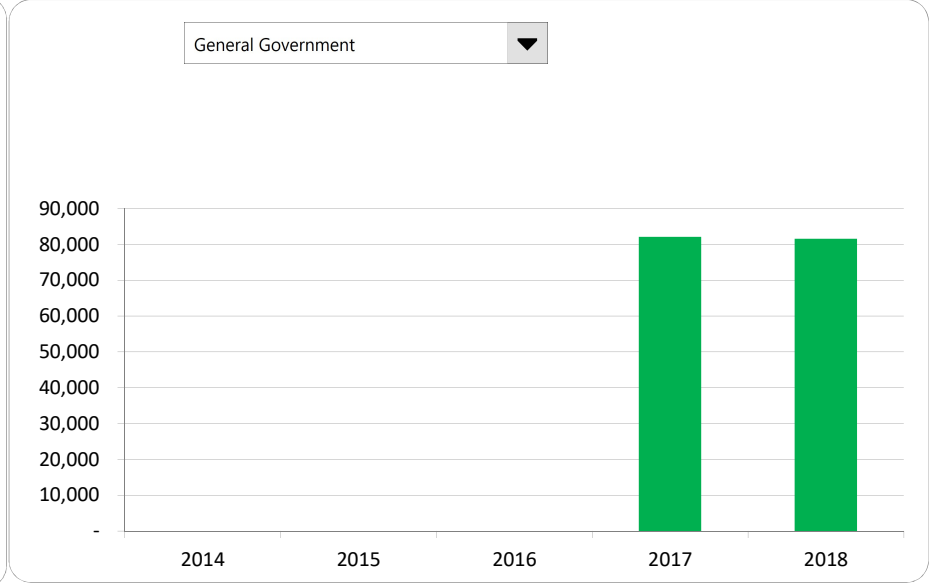
2. Compared to the prior year

	<u>2017</u>	<u>2018</u>	<u>% change</u>
General Government	\$ 82,090	\$ 81,552	-0.66%
Police & Fire	76,141	93,651	23.00%
Other Public Safety		-	#VALUE!
Roads	428,581	521,496	21.68%
Other Public Works	72,299	-	-100.00%
Health & Welfare	7,415	7,415	0.00%
Community/Econ. Development	14,957	5,038	-66.32%
Recreation & Culture	1,600	1,800	12.50%
Capital Outlay	302,225	-	-100.00%
Debt Service	7,288	7,099	-2.59%
Other Expenditures	123,170	-	-100.00%
Total Expenditures	\$ 1,115,766	\$ 718,051	-35.65%

3. Spending per capita - compared to the prior year



4. Historical trends of individual departments:



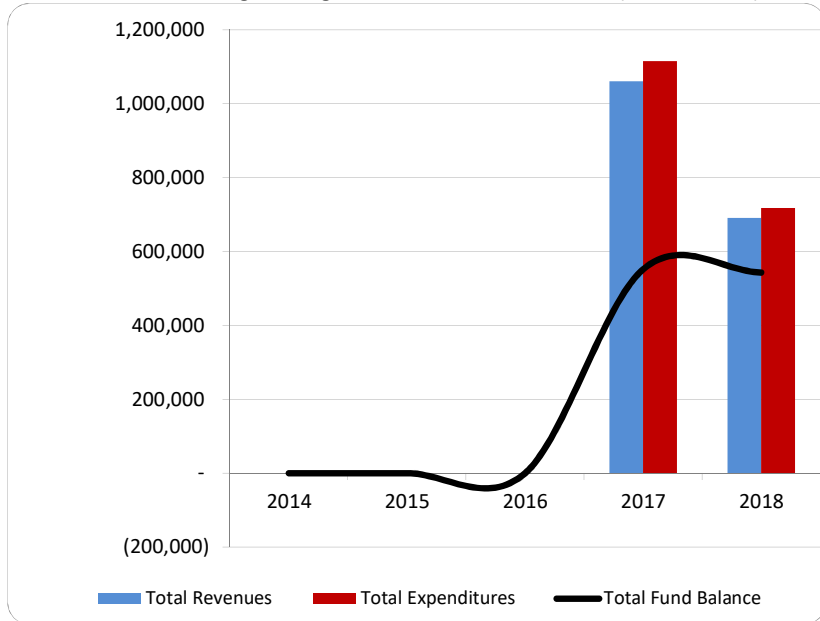
The capital outlay for 2017 was for a new rescue truck paid with insurance proceeds. The cost was \$296,000.

For more information on our unit's finances, contact Lawrence Krohn at 989-550-4319.

CITIZEN'S GUIDE TO LOCAL UNIT FINANCES - Oliver Township (32-1170)

FINANCIAL POSITION

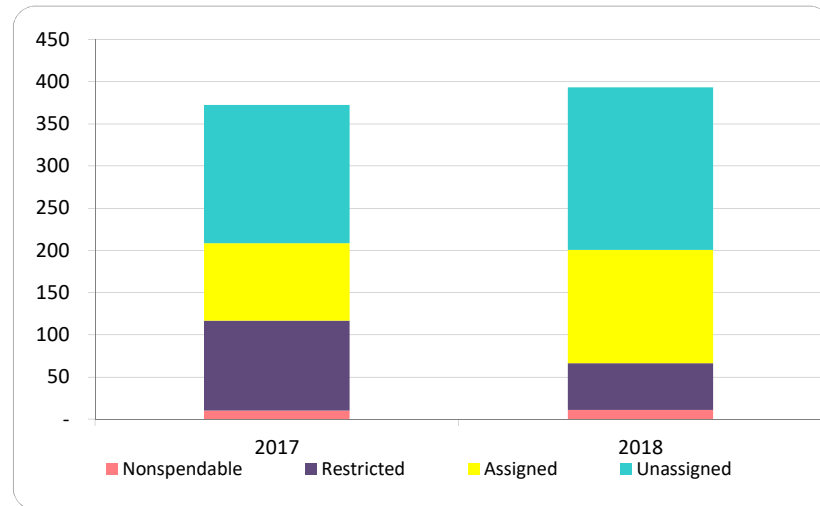
1. How have we managed our governmental fund resources (fund balance)?



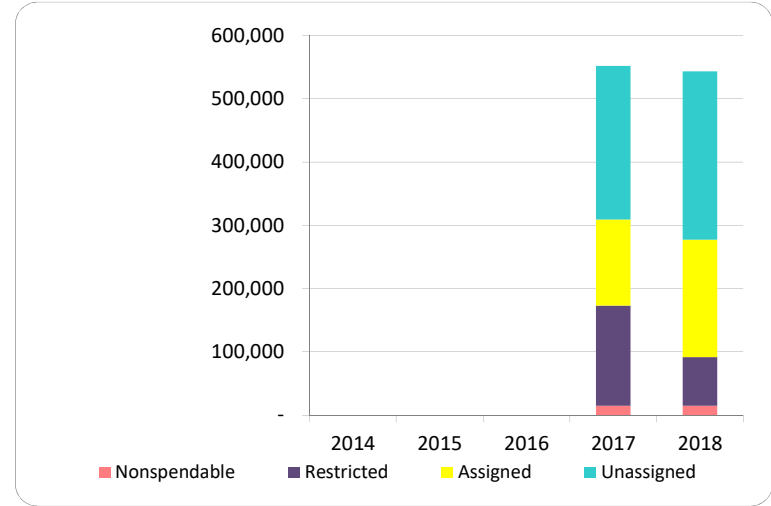
2. Compared to the prior year

	2017	2018	% change
Revenue	1,061,063	691,340	-34.84%
Expenditures	1,115,766	718,051	-35.65%
Surplus (shortfall)	(54,703)	(26,711)	-51.17%
Fund balance, by component:			
Nonspendable	15,000	15,000	0.00%
Restricted	158,035	76,801	-51.40%
Committed	-	-	N/A
Assigned	136,355	185,487	36.03%
Unassigned	242,705	265,945	9.58%
total fund balance	552,095	543,233	-1.61%

3. Fund balance per capita - compared to the prior year



4. Historical trends of individual components



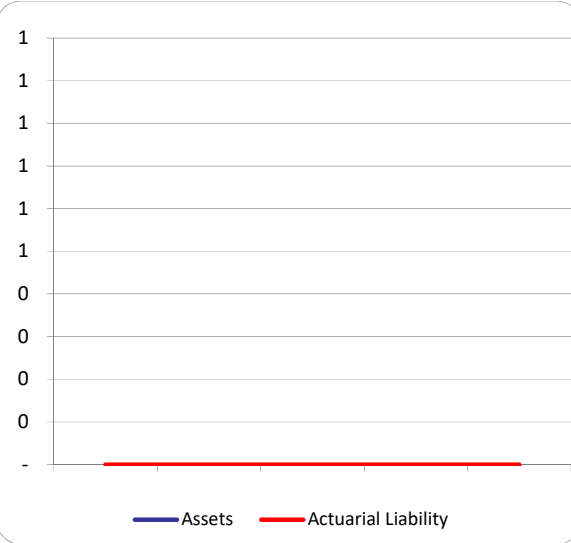
Commentary: Our revenue and expenditures were abnormally higher in 2017 because we had an accident with our rescue truck. It was totaled out and the insurance payment was \$311,500 and the new truck was \$296,000.

For more information on our unit's finances, contact Lawrence Krohn at 989-550-4319.

CITIZEN'S GUIDE TO LOCAL UNIT FINANCES - Oliver Township (32-1170)

OTHER LONG TERM OBLIGATIONS

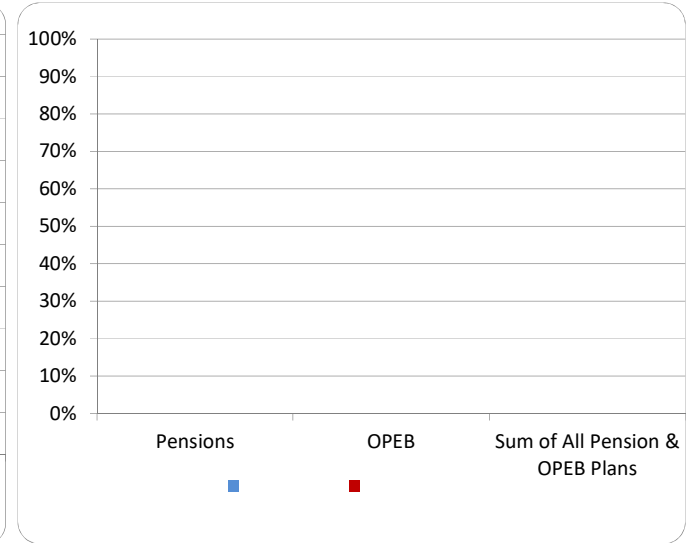
1. Pension funding status



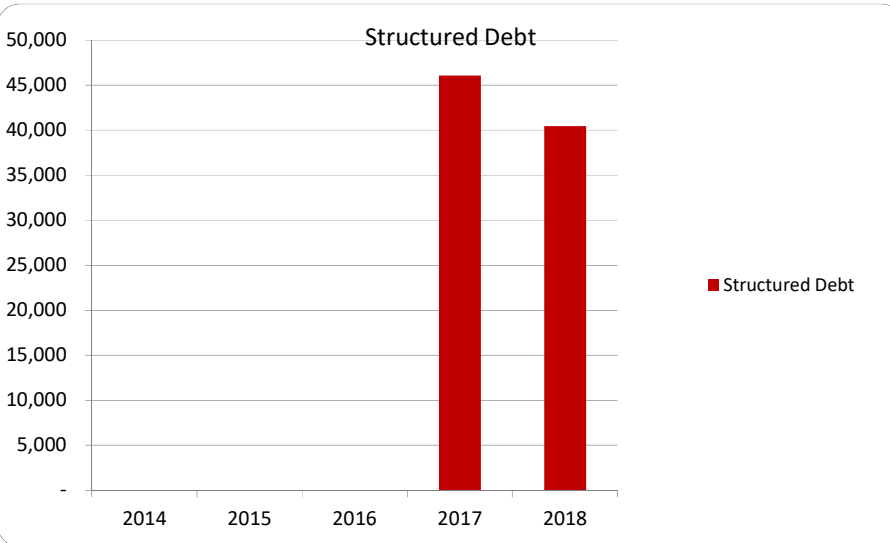
2. Retiree Health care funding status



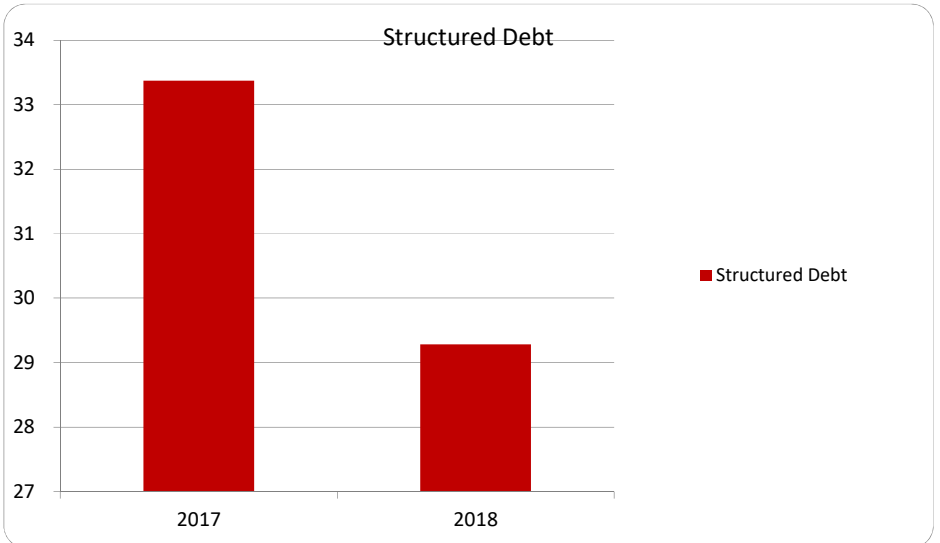
3. Percent funded - compared to the prior year



4. Long Term Debt obligations:



5. Debt & other long term obligations per capita - compared to the prior year



Our pension plan was set up in lieu of Social Security. Each official and the township contribute 7.5% of total wage.

For more information on our unit's finances, contact Lawrence Krohn at 989-550-4319.